

# **YEAR 10 INDEPENDENT STUDY BOOKET**



**United Learning**  
The best in everyone™

Respect | Ambition | Resilience

## Year 10 Independent Study Booklet

### Expectations

This booklet outlines your Independent Study tasks for this half term for all of your subjects.

In Key Stage 3 you will be set one piece of Independent Study per day for each subject. For each subject, Independent Study will be set and due in on the same day the following week to make it easier for you to manage your time.

If you are struggling with your Independent Study, it is your responsibility to see your class teacher before the deadline to receive support.

You must have your Independent Study book for every lesson, it is part of your equipment.

### Independent study Overview

At The Albion Academy, we believe that Independent Study encourages the development of skills and allows students to take more ownership of their education. Promotion and emphasis of Independent Study skills from the start of Year 7 helps to prepare students for Key Stage 4 and beyond, and, in turn, aids our students' progression and development.

### What Independent Study does my child receive?

There are two types of independent study: Paper and online. Students in Y7-9 will receive online work from subjects. Students in Y10 and 11 will receive a mixture of paper based and online Independent Study. Pupils must note down all key words, concepts, and definitions, alongside all working out and answers to set questions. This should be set out clearly and neatly following the same presentation standards as set in school.

### How much Independent Study should my child receive?

Students in Year 10 should spend approximately 30-40 minutes per subject

### What additional help is available for Independent Study?

There is a daily independent study club that takes place before and after school. Students can use this time to complete Independent Study in a quiet environment or ask for help from subject specialists.

If you have any questions about Independent Study, please contact:

[Alison.Broster@albionacademy.co.uk](mailto:Alison.Broster@albionacademy.co.uk) , Assistant Principal Curriculum (KS3), for students in Y7/8/9

[Alexandra.Thurston@albionacademy.co.uk](mailto:Alexandra.Thurston@albionacademy.co.uk), Assistant Principal Curriculum (KS4), for students in Y10/11

## How can you support your child with Independent Study?

- Make sure your child brings their journal, folder, Independent Study booklet and exercise book to school every day.
- Check your child's Independent Study book every day and encourage them to complete their work in order of priority, completing the Independent Study tasks with the soonest due date first.
- Make sure your child has a quiet, well-lit place to do work.
- Avoid having your child do Independent Study with the television on or in places with other distractions.
- Be positive about Independent Study. Tell your child how important school is. The attitude you express about Independent Study will be the attitude your child acquires.
- Help your child with time management. Establish a set time each day for doing Independent Study. Don't let your child leave Independent Study until just before bedtime. Think about using a weekend morning or afternoon for working on big projects.
- Stay informed. E-mail your child's teacher. Communicate with your child's AP link.
- Encourage your child to attend Independent Study rooms. Independent Study rooms run every day before and after school. students can work with teachers and access resources to help them complete their Independent Study successfully.
- 

### Useful Websites

<https://www.carousel-learning.com/>

<https://www.sparxmaths.uk/student/>





<https://sparxreader.com/login>

<https://app.senecalearning.com/login>

<https://www.languagenut.com/resources/en-gb/index.html#/LoginScreen?packages=8,34,43,54,33,66&product=languagenut&conditions=1>

### Independent Study Timetable

	Monday	Tuesday	Wednesday	Thursday	Friday
Subject 1	Science	English	Maths	Option C	Option B
Subject 2		Option A	Option D		

Online independent study website	What if I can't log on?
<b>Sparx Maths</b>	Click 'forgotten password' or speak to your maths teacher
<b>Sparx Reader</b>	Click 'forgotten password' or speak to your English teacher
	Click 'forgotten password' or speak to your science teacher
	Use the same e-mail address and password as Office or speak to Mr Park
	Click 'forgotten password' or speak to your French or Spanish teacher
	Go to the IT office next to room 214 at break or lunch

# Subject Breakdown

	11/9/23	18/9/23	25/9/23	2/10/23	9/10/23	16/10/23
Maths	Compound Interest Calculations	Growth and Decay	Surface Area of Pyramids and Cuboids	Surface Area of Cones and Spheres	Volume of Pyramids	Volume of Cones and Spheres
English	<b>Literature:</b> Romeo and Juliet Context  <b>Language:</b> Key Terms 1.1.1 – 1.1.3	<b>Literature:</b> Juliet, Lord Capulet  <b>Language:</b> Key Terms 1.1.4 - 1.1.5	<b>Literature:</b> Friar Lawrence, Nurse  <b>Language:</b> Language Devices 2.1.1 - 2.1.4	<b>Literature:</b> Romeo, Mercutio  <b>Language:</b> Language Devices 2.1.4 - 2.1.8	<b>Literature:</b> Ozymandias  <b>Language:</b> Language Devices 2.1.9 - 2.1.11	<b>Literature:</b> The Prelude  <b>Language:</b> Language Devices 2.1.11 - 2.1.14
Combined Science	Prior knowledge of Physics topic 1 – Energy. Look, Cover and Test your knowledge of the key concepts.	Physics topic 1 – Energy. Look, Cover and Test your knowledge of the key concepts.	Physics topic 1 – Energy. Look, Cover and Test your knowledge of the key concepts.	Chemistry Topic 1 Prior Knowledge – Atomic Structure Look, Cover and Test your knowledge of the key concepts.	Chemistry Paper 1 Atomic Structure - Look, Cover and Test your knowledge of the key concepts.	Chemistry Paper 1 Atomic Structure - Look, Cover and Test your knowledge of the key concepts.
Triple Science	Chemistry Topic 1 Prior Knowledge – Atomic Structure. Prior knowledge of Physics topic 1 – Energy. Biology topic 2 prior knowledge – Organisation. Look, Cover and Test your knowledge of the key concepts. Look, Cover and Test your knowledge of the key concepts.	Chemistry Topic 1 Prior Knowledge – Atomic Structure. Physics topic 1 – Energy. Look, Cover and Test your knowledge of the key concepts.	Biology topic 2– Organisation. Chemistry Topic 1 Prior Knowledge – Atomic Structure. Look, Cover and Test your knowledge of the key concepts.	Chemistry Topic 1 Prior Knowledge – Atomic Structure. Physics topic 1 – Energy. Look, Cover and Test your knowledge of the key concepts.	Biology topic 2– Organisation. Look, Cover and Test your knowledge of the key concepts.	Biology topic 2– Organisation. Look, Cover and Test your knowledge of the key concepts.

Geography	<u><b>Living in the UK Today</b></u> <ul style="list-style-type: none"> <li>Landscapes of the UK</li> <li>Geomorphic Processes 1</li> <li>Sediment transport and river deposition</li> </ul>	<ul style="list-style-type: none"> <li>River Features- Upper course</li> <li>River Features Middle/lower course</li> </ul> River Features lower course only	<u><b>Misconceptions</b></u> <ul style="list-style-type: none"> <li>Difference between weathering and erosion</li> <li>Rivers flow slower in the upper course</li> </ul> When and where deposition happens	<u><b>Case study River Eden</b></u> <ul style="list-style-type: none"> <li>Landforms and geology</li> </ul>	<u><b>Rivers and Coasts 13+</b></u> <ul style="list-style-type: none"> <li>Causes of flooding</li> <li>Protection against flooding</li> </ul> <u><b>Case study River Eden</b></u>  River Management and activity	<u><b>Hyper learning</b></u> <ul style="list-style-type: none"> <li>River deposition and transportation</li> <li>Deposition, floodplains and levees</li> </ul> <u><b>Standardised assessment rivers</b></u>
History	Microsoft Forms Year 10 Homework 1 Medicine in Britain	Microsoft Forms Year 10 Homework 2 Medicine in Britain	Microsoft Forms Year 10 Homework 3 Medicine in Britain	Microsoft Forms Year 10 Homework 4 Medicine in Britain	Microsoft Forms Year 10 Homework 5 Medicine in Britain	Microsoft Forms Year 10 Homework 6 Medicine in Britain
French	1.1.1 Describing Yourself 9.3.1 Question Words 9.10.1 To Make Sentences Longer	1.1.2 Physical Appearance & Personality 1.1.3 Friends 9.8.1 Agreement 9.8.2 Position 7.1.13 Avoir & Etre	1.1.4 Family 9.2.2 Reflexive Pronouns 7.1.4 Reflexive Verbs 9.10.2 To Add Extra Information 9.9.1 Negatives	9.2.1 Personal Pronouns 7.1.1 Regular ER Verbs 7.1.2 Regular IR Verbs 7.1.3 Regular RE Verbs 9.7.1 A Lot, Enough, Very	7.5.4 Immediate Future 7.1.5 Irregular ER Verbs 1.3.2 In Your Free-Time 1.1.5 Exam-Style Questions - Family	9.11.4 Present 9.4.2 Masculine 9.4.3 Feminine 9.4.4 Plurals
		<i>Week 1 Vocab Test (last lesson of the week): Basics</i>	<i>Week 2 Vocab Test (last lesson of the week): Les Adjectifs</i>	<i>Week 3 Vocab Test (last lesson of the week): La famille</i>	<i>Week 4 Vocab Test (last lesson of the week): Les adjectifs II</i>	<i>Week 5 Vocab Test (last lesson of the week): Le présent</i>
Spanish	1.2.3 Verbs 7.4.1 Tourism 8.1.1 Regular AR verbs	1.4.1 Gender & Position 1.6.1 Time Expressions	3.1.2 Holidays 8.2.1 Regular AR verbs	1.6.2 Seasons 3.2.3 Exam Style Question – Holidays	3.2.2 Accommodation 8.5.1 The future with 'ir' 10.1.1 Regular verbs	3.3.6 Weather 10.3.1 Forming the gerund

	8.1.2 Negative verbs 8.1.4 Regular ER verbs 8.1.7 Regular IR verbs 9.2.1 How to use 'gustar'	3.1.1 Countries 3.2.1 Going on Holiday 3.3.6 Weather 11.7 Conjunctions	8.2.4 Regular ER verbs 8.2.8 Regular IR verbs 8.2.11 Irregular IR verbs – Decir, Venir, Ir 11.1.3 Lo + Adjective	8.3.1 Regular verbs 8.3.2 Irregular verbs 8.4.1 Uses (preterite vs. Imperfect)	10.1.2 Regular verbs 2 10.2.1 Regular verbs 10.2.2 'hacer' & 'decir'	10.3.2 Present continuous 11.4.1 How to ask a question 11.4.2 Common Questions
		<i>Week 1 Vocab Test (last lesson of the week): Frecuencia</i>	<i>Week 2 Vocab Test (last lesson of the week): Opiniones</i>	<i>Week 1 Vocab Test (last lesson of the week): El preterito</i>	<i>Week 4 Vocab Test (last lesson of the week): ¿Cómo era?</i>	<i>Week 5 Vocab Test (last lesson of the week): Describe la foto</i>
BTEC Sport	Benefits of taking part in sport, outdoor and physical fitness activities.	Provision of sport and physical activity – characteristics of sectors.	Advantages and disadvantages of the different sectors.	Physical, social and mental health needs of participants.	Barriers to participation.	Methods to address barriers to participation.
GCSE Drama	Drama skills audit.	Action planning of skills development.	Research articles of live theatre reviews.	Theatre review.	Production roles in theatre.	Research theatre companies creative process.
BTEC Performing Arts (Dance)	Technical Skills.	Choreographic devices.	Safe practice before and during performance.	Physical and expressive skills.	Stylistic qualities.	Purpose and its influence on stylistic qualities and professional works.
Eduqas GCSE Music	Toto Africa background information PPT presentation.	Africa structure research and questionnaire.	Composition planning/practice.	Africa rhythm research and questionnaire.	Composition development/practice.	Toto Africa revision ahead of assessment.
RE	<ul style="list-style-type: none"> <li>The Nature of God</li> <li>Problem of evil</li> <li>Creation</li> </ul> Bible accounts of creation	<ul style="list-style-type: none"> <li>Monotheism</li> <li>The trinity and creation</li> <li>Afterlife</li> </ul> Heaven and hell	<ul style="list-style-type: none"> <li>The influence of the afterlife</li> <li>End of topic test (key beliefs)</li> </ul> Crucifixion	<ul style="list-style-type: none"> <li>Jesus' betrayal</li> <li>Resurrection and ascension</li> <li>Sin</li> <li>Original sin</li> </ul>	<ul style="list-style-type: none"> <li>The means of salvation</li> <li>Achieving salvation</li> <li>Disagreements about salvation</li> </ul>	<ul style="list-style-type: none"> <li>Theories of salvation</li> </ul> End of topic test (Jesus)

				Punishment	The role of Christ in salvation	
Art	<ul style="list-style-type: none"> <li>Research 3 artists</li> </ul>	<ul style="list-style-type: none"> <li>Artist research page 1</li> </ul>	<ul style="list-style-type: none"> <li>Artist research page 2</li> </ul>	<ul style="list-style-type: none"> <li>Artist research page 3</li> </ul>	<ul style="list-style-type: none"> <li>Continuous line drawing</li> </ul>	<ul style="list-style-type: none"> <li>Tonal Drawing 1</li> </ul>
Photography	<ul style="list-style-type: none"> <li>Photoshoot 1 – Camera settings</li> </ul>	<ul style="list-style-type: none"> <li>Photoshoot 2 – Rule of thirds</li> </ul>	<ul style="list-style-type: none"> <li>Photoshoot 3 – Shutter speed</li> </ul>	<ul style="list-style-type: none"> <li>Photoshoot 4 – Aperture</li> </ul>	<ul style="list-style-type: none"> <li>Photoshoot 5 – Lighting</li> </ul>	<ul style="list-style-type: none"> <li>Photoshoot 6 – Project based</li> </ul>
Creative iMedia Completed digitally on Teams	<ul style="list-style-type: none"> <li>Research existing logos</li> </ul>	<ul style="list-style-type: none"> <li>Mind mapping logo ideas</li> </ul>	<ul style="list-style-type: none"> <li>Digital Mood board – concept for logo</li> </ul>	<ul style="list-style-type: none"> <li>Visualisation diagram and annotation</li> </ul>	<ul style="list-style-type: none"> <li>Photography – collecting primary assets</li> </ul>	<ul style="list-style-type: none"> <li>Justification of products suitability</li> </ul>
Hospitality and Catering	<ul style="list-style-type: none"> <li>Structure of the hospitality and catering industry 1</li> </ul>	<ul style="list-style-type: none"> <li>Review Practical</li> </ul>	<ul style="list-style-type: none"> <li>Structure of the hospitality and catering industry 2 – Types of service</li> </ul>	<ul style="list-style-type: none"> <li>Review Practical</li> </ul>	<ul style="list-style-type: none"> <li>Structure of the hospitality and catering industry 3 – Suppliers and where hospitality is provided</li> <li></li> </ul>	<ul style="list-style-type: none"> <li>Review Practical</li> </ul>